



MFS02

Thermal Mass Flow Sensor

Optimal for ultra fast measuring of gas flow and direction

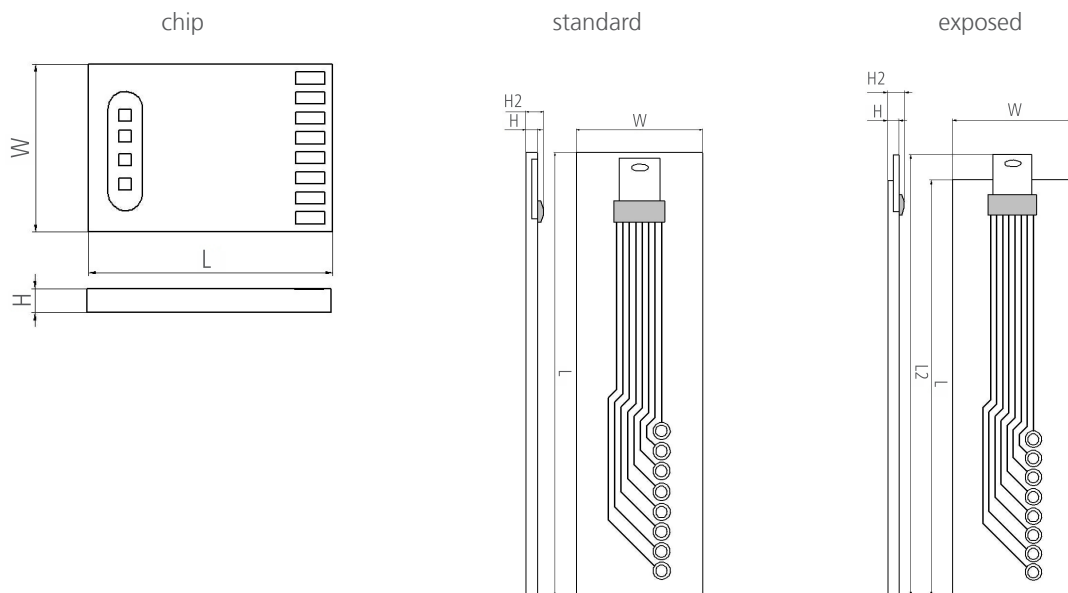


INNOVATIVE SENSOR TECHNOLOGY

Benefits & Characteristics

- Excellent solution for applications with high flow rates and fast response time in CTA mode
- Very high measuring dynamic with CTA mode (10'000'000 : 1) without bypass
- Different sensitivities and circuit topologies available
- Detection of flow direction
- Excellent for very low flow rates and leakage detection with bridge mode
- High chemical resistance against aggressive gases and vapors
- Custom specific sensor layout upon request

Illustration¹⁾



1) For actual size, see dimensions

Technical Data

Dimensions (L / L2 x W x H / H2 in mm):	chip	5.0 x 3.4 x 0.5
	standard	38.2 x 10.8 x 1.0 / 2.0
	exposed	34.2 / 37.4 x 10.8 x 1.0 / 2.0
Operating measuring range:	0 m/s to 1.5 m/s (full bridge mode) 0 ml/min to 100 ml/min (full bridge mode) 0 m/s to 150 m/s (CTA mode) 0 l/min to 10 l/min (CTA mode)	
Minimum operating range:	0 ml/min to 1 ml/min	
Response sensitivity:	0.0003 m/s (20 microliter/min)	
Accuracy:	< 2 % of the measured value (dependent on the electronics and calibration)	
Response time t_{63} :	< 10 ms	



MFS02

Thermal Mass Flow Sensor

Optimal for ultra fast measuring of gas flow and direction

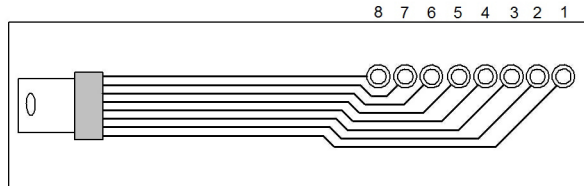
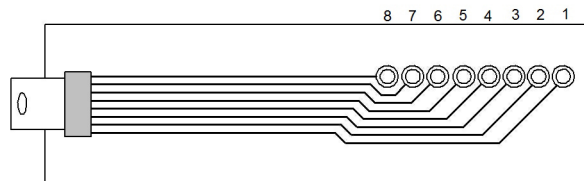
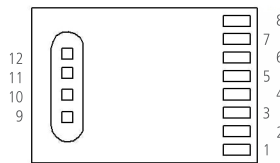


INNOVATIVE SENSOR TECHNOLOGY

Temperature range (chip):	-40 °C to +160 °C
Temperature range (gas):	-40 °C to +80 °C (maximal +80 °C less than chip temperature)
Temperature sensitivity:	< 0.1 % / K (dependent on the electronics)
Connection:	bonding pads
2 elements:	$R_{high}(0\text{ °C}) = 710\ \Omega \pm 10\ %\ R_A, R_D$
2 elements:	$R_{low}(0\text{ °C}) = 530\ \Omega \pm 10\ %\ R_B, R_C$
Matching between elements:	< 2 %
1 element:	Pt RTD similar to Pt1000
Voltage range (nominal):*	2 V to 6 V (full bridge mode)
Bridge offset (full bridge mode):	Maximal $\pm 50\text{ mV}$ at $V_{CC} = 5\text{ V}$; typical $\pm 10\text{ mV}$
TCR bridge offset (full bridge mode):	Maximal $\pm 50\text{ ppm/K} \times V_{CC}/2$
Power consumption (no flow):	10 mW to 50 mW (resp. chip temperature +50 °C to +160 °C)

* Customer specific alternatives available

Pin Assignment



1	2	3	4	5	6
Pt1000	R_D	R_A/R_D	R_A	R_B	R_C/R_B
7	8	9	10	11	12
R_C	Pt1000	R_A	R_B	R_C	R_D

RB, RC - heater / RA, RD - temperature sensor



MFS02

Thermal Mass Flow Sensor

Optimal for ultra fast measuring of gas flow and direction



INNOVATIVE SENSOR TECHNOLOGY



Order Information - Bonding Pads

Sensor element	MFS 02
Order code	050.00213
Sensor element on PCB (standard)	MFS02.PSTD.0
Order code	050.00205
Sensor element on PCB (exposed)	MFS02.PEXP.0
Order code	050.00206



Additional Electronics



	Document name:
EvaKit:	MFS02 EvaKit_E
Amplifier Module:	DFMFS_Amplifier_Module_E



INNOVATIVE SENSOR TECHNOLOGY

Innovative Sensor Technology IST AG, Stegrütistrasse 14, CH-9642 Ebnat-Kappel, Switzerland

Phone: +41 (0) 71 992 01 00 | Fax: +41 (0) 71 992 01 99 | E-mail: info@ist-ag.com | Web: www.ist-ag.com



All mechanical dimensions are valid at 25 °C ambient temperature, if not differently indicated • All data except the mechanical dimensions only have information purposes and are not to be understood as assured characteristics • Technical changes without previous announcement as well as mistakes reserved • The information on this data sheet was examined carefully and will be accepted as correct; No liability in case of mistakes • Load with extreme values during a longer period can affect the reliability • The material contained herein may not be reproduced, adapted, merged, translated, stored, or used without the prior written consent of the copyright owner • Typing errors and mistakes reserved • Product specifications are subject to change without notice • All rights reserved