



P14 Rapid

Capacitive Humidity Sensor

Optimal for weather balloons and radio sondes

Benefits & Characteristics

- Ultra fast response time
- Condensation resistant
- High humidity stability
- Wide temperature range
- Temperature shock resistant
- Fast recovery time
- Customer-specific sensor available upon request

Illustration¹⁾



1) For actual size, see dimensions

Technical Data

	Wired	SMD
Dimensions (L x W x H / H2 in mm):	5 x 3.81 x 0.4 / 0.8	6.35 x 2.54 x 0.4
Capacitance at 30 % RH and +23 °C (C ₃₀):*	140 pF ±40 pF	180 pF ±50 pF
Sensitivity at C ₃₀ = 150 pF/ 180 pF (15 % RH to 90 % RH):	0.25 pF/% RH	0.3 pF/% RH
Operating humidity range:	0 % RH to 100 % RH (maximal dew point +85 °C)	
Operating temperature range:	-80 °C to +150 °C	
Loss factor:	< 0.01 (at 23 °C, at 10 kHz, at 90 % RH)	
Linearity error:	< 1.5 % RH (15 % RH to 90 % RH at +23 °C after one point calibration)	
Hysteresis:	< 1.5 % RH	
Response time t ₆₃ : ²⁾	< 1.5 s (50 % RH to 0 % RH at +23 °C)	
<small>2) The response time is often measured for increasing humidity steps, whereas physics predicts that decreasing humidity leads to generally far longer response times for capacitive humidity sensors. IST thus measures response times always for decreasing humidity values, since this is the worst case.</small>		
Temperature dependence (nominal):	$\Delta \% RH = (B1 \times \% RH + B2) \times T [^\circ C] + (B3 \times \% RH + B4)$ B1 = 0.0014 [1/ °C] B2 = 0.1325 [% RH/ °C] B3 = -0.0317 B4 = -3.0876 [% RH]	
Measurement frequency:	1 kHz to 100 kHz (recommended 10 kHz)	
Maximal supply voltage:	< 12 V _{pp} AC	



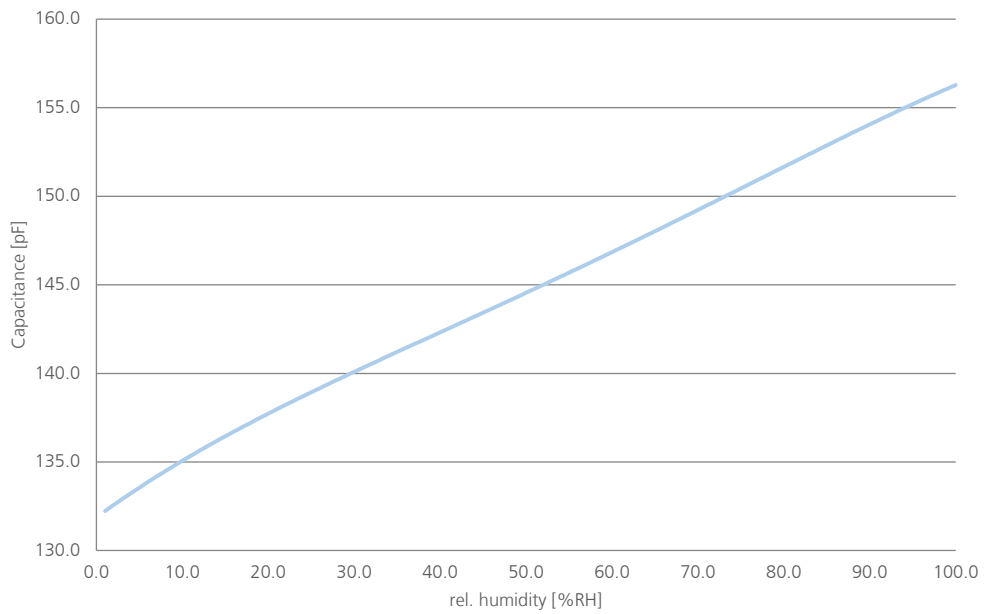
Signal form:	alternating signal without DC bias
Connection:*	CuP-SIL-wire post-plated with Sn, 10 mm or Au/Cu-wire, Ø 0.4 mm or SMD automatic assembly compatible

* Customer-specific alternatives available

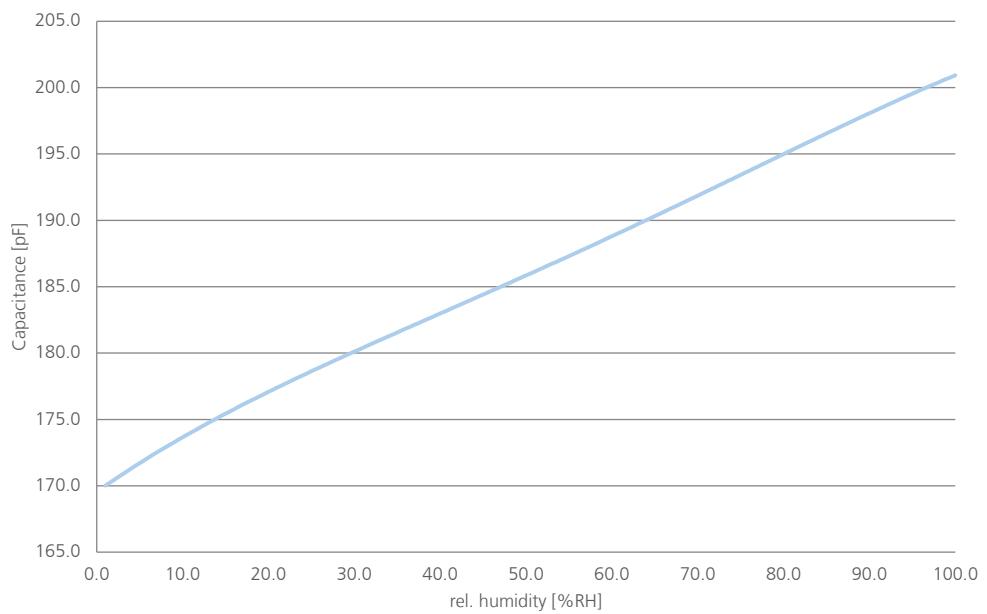
The calibration of the sensor must be done 5 days after soldering at the earliest.

Characteristic Curve

Wired




SMD





Product Photos



Order Information - SIL (CuP-SIL-wire post-plated with Sn, 10 mm)

Order code	P14 Rapid (140 ±40pF)
	103564
Former order code	040.00119

Order Information - SMD

Order code	P14 SMD Rapid-G (180 ±50pF)
	103571
Former order code	040.00170

Order Information - Au/Cu-wire, Ø 0.4 mm

Order code	P14 Rapid-W (140 ±40pF)
	103573
Former order code	040.00177



Innovative Sensor Technology IST AG, Stegrütistrasse 14, 9642 Ebnat-Kappel, Switzerland
Phone: +41 71 992 01 00 | Fax: +41 71 992 01 99 | Email: info@ist-ag.com | www.ist-ag.com

All mechanical dimensions are valid at 25 °C ambient temperature, if not differently indicated • All data except the mechanical dimensions only have information purposes and are not to be understood as assured characteristics • Technical changes without previous announcement as well as mistakes reserved • The information on this data sheet was examined carefully and will be accepted as correct; No liability in case of mistakes • Load with extreme values during a longer period can affect the reliability • The material contained herein may not be reproduced, adapted, merged, translated, stored, or used without the prior written consent of the copyright owner • Typing errors and mistakes reserved • Product specifications are subject to change without notice • All rights reserved