



MFS02

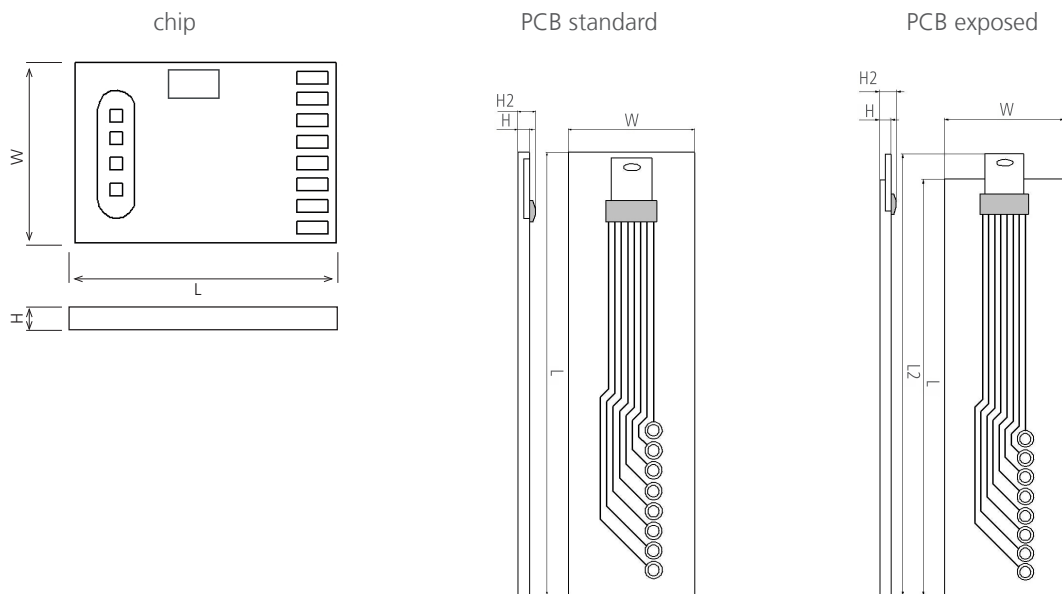
Thermal Mass Flow Sensor

Optimal for ultra fast measuring of gas flow and direction

Benefits & Characteristics

- Excellent solution for applications with high flow rates and fast response time in CTA mode
- Very high measuring dynamic with CTA mode (10'000'000 : 1) without bypass
- Different sensitivities and circuit topologies available
- Detection of flow direction
- Excellent for very low flow rates and leakage detection with bridge mode
- High chemical resistance against aggressive gases and vapors
- Customer-specific sensor layout upon request

Illustration¹⁾



1) For actual size, see dimensions

Technical Data

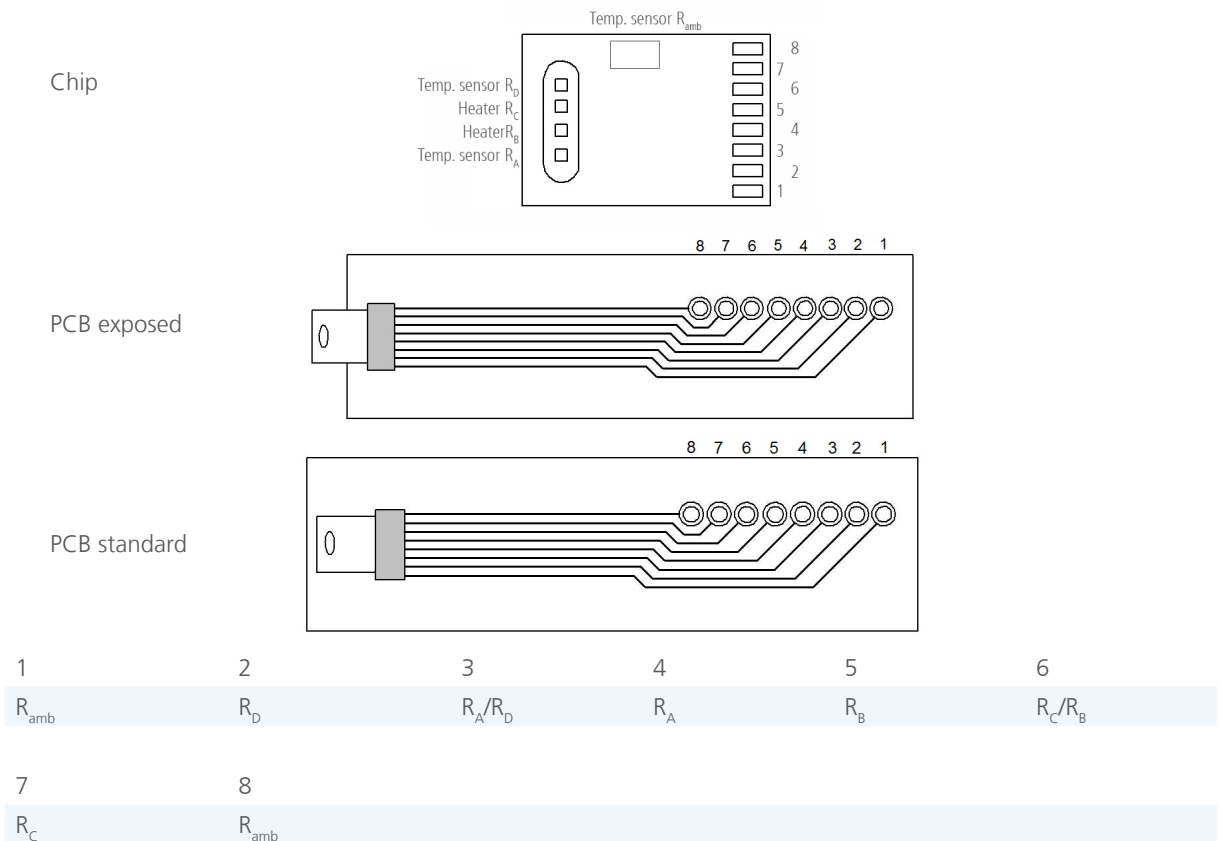
Dimensions (L / L2 x W x H / H2 in mm):	Chip	5.0 x 3.4 x 0.5
	PCB standard	38.2 x 10.8 x 1.0 / 2.0
	PCB exposed	34.2 / 37.4 x 10.8 x 1.0 / 2.0
Operating measuring range:	0 m/s to 1.5 m/s (full bridge mode)	
	0 ml/min to 100 ml/min (full bridge mode)	
	0 m/s to 150 m/s (CTA mode)	
	0 l/min to 10 l/min (CTA mode)	



Minimum operating range:	0 ml/min to 1 ml/min
Response sensitivity:	0.0003 m/s (20 microliter/min)
Accuracy:	< 2 % of the measured value (dependent on the electronics and calibration)
Response time t_{63} :	< 10 ms
Temperature range (chip):	-40 °C to +160 °C
Temperature range (gas):	-40 °C to +80 °C (maximal +80 °C less than chip temperature)
Temperature sensitivity:	< 0.1 % / K (dependent on the electronics)
Connection:	bonding pads
2 elements:	$R_{high}(0\text{ °C}) = 710\ \Omega \pm 10\ %\ R_A, R_D$
2 elements:	$R_{low}(0\text{ °C}) = 530\ \Omega \pm 10\ %\ R_B, R_C$
Matching between elements:	< 2 %
1 element:	$R_{amb}(0\text{ °C}) = 825\ \Omega \pm 10\ %$
Voltage range (nominal):*	2 V to 6 V (full bridge mode)
Bridge offset (full bridge mode):	Maximal $\pm 50\text{ mV}$ at $V_{CC} = 5\text{ V}$; typical $\pm 10\text{ mV}$
TCR bridge offset (full bridge mode):	Maximal $\pm 50\text{ ppm/K} \times V_{CC}/2$
Power consumption (no flow):	10 mW to 50 mW (resp. chip temperature +50 °C to +160 °C)

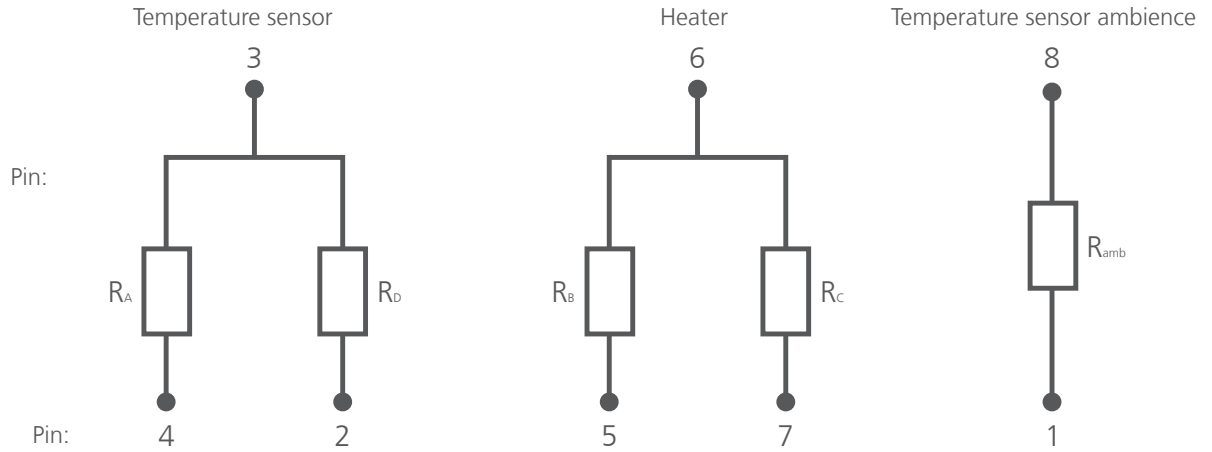
* Customer-specific alternatives available

Pin Assignment





Electrical Equivalent Circuit



Order Information

Sensor element	MFS02
Order code	103743
Former order code	050.00263
Sensor element on PCB (standard)	MFS02.PSTD.0
Order code	103745
Former order code	050.00266
Sensor element on PCB (exposed)	MFS02.PEXP.0
Order code	103746
Former order code	050.00267

Additional Electronics

Amplifier Module:	DFMFS_Amplifier_Module_E
-------------------	--------------------------

Document name:



Innovative Sensor Technology IST AG, Stegrütistrasse 14, 9642 Ebnat-Kappel, Switzerland
Phone: +41 71 992 01 00 | Fax: +41 71 992 01 99 | Email: info@ist-ag.com | www.ist-ag.com

All mechanical dimensions are valid at 25 °C ambient temperature, if not differently indicated • All data except the mechanical dimensions only have information purposes and are not to be understood as assured characteristics • Technical changes without previous announcement as well as mistakes reserved • The information on this data sheet was examined carefully and will be accepted as correct; No liability in case of mistakes • Load with extreme values during a longer period can affect the reliability • The material contained herein may not be reproduced, adapted, merged, translated, stored, or used without the prior written consent of the copyright owner • Typing errors and mistakes reserved • Product specifications are subject to change without notice • All rights reserved